

Blackboard

Available languages:  
English (United States) | K-12 English (United States)

**Have an account?**  
Please enter your credentials and click the Login button below.

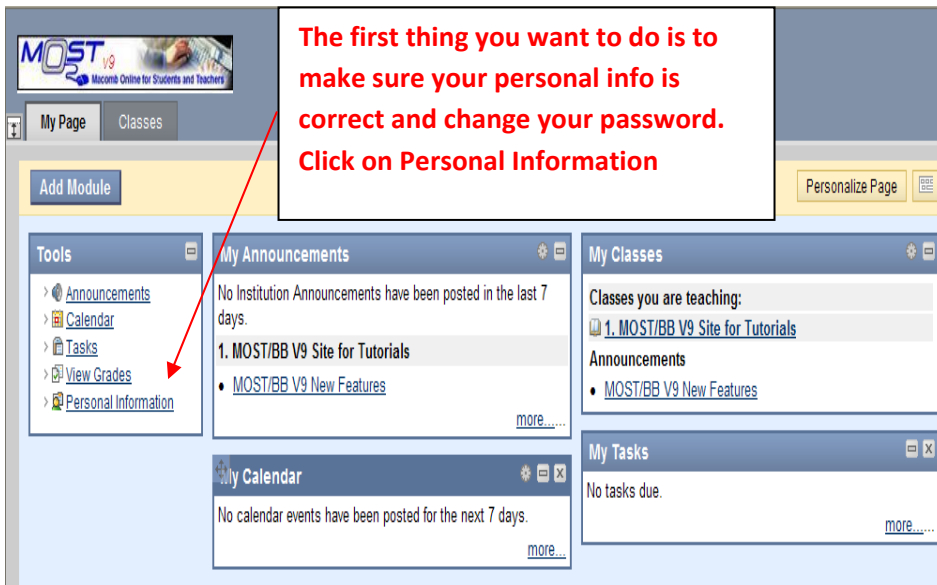
Username:

Password:

[Forget Your Password?](#)

**Login to Blackboard with your login and password**

Blackboard learn™



MOST Macomb Online for Students and Teachers

My Page Classes

Add Module

Personalize Page

**The first thing you want to do is to make sure your personal info is correct and change your password. Click on Personal Information**

Tools

- Announcements
- Calendar
- Tasks
- View Grades
- Personal Information

My Announcements

No Institution Announcements have been posted in the last 7 days.

1. MOST/BB V9 Site for Tutorials

- MOST/BB V9 New Features

more.....

My Classes

Classes you are teaching:

1. MOST/BB V9 Site for Tutorials

Announcements

- MOST/BB V9 New Features

My Calendar

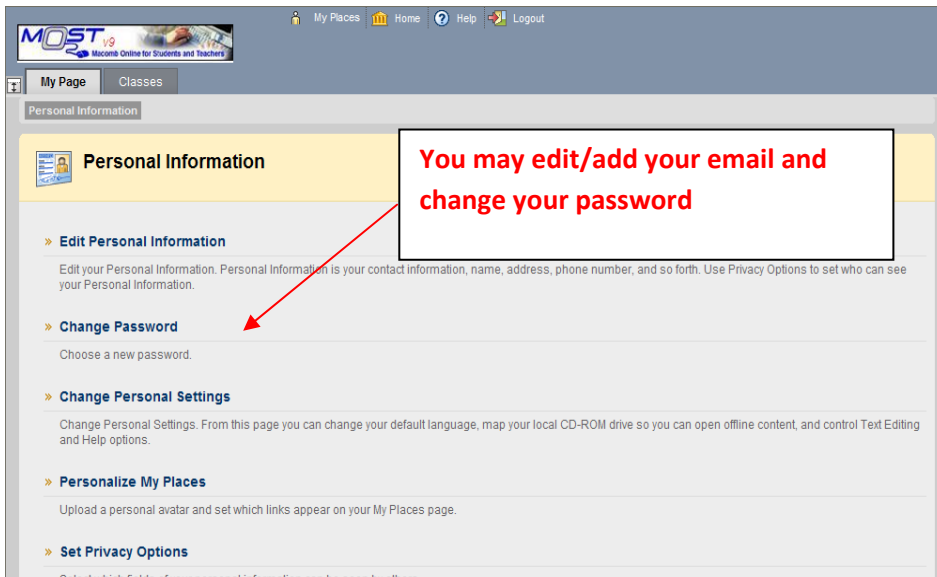
No calendar events have been posted for the next 7 days.

more...

My Tasks

No tasks due.

more.....



MOST Macomb Online for Students and Teachers

My Places Home Help Logout

My Page Classes

Personal Information

**Personal Information**

**Edit Personal Information**

Edit your Personal Information. Personal Information is your contact information, name, address, phone number, and so forth. Use Privacy Options to set who can see your Personal Information.

**Change Password**

Choose a new password.

**Change Personal Settings**

Change Personal Settings. From this page you can change your default language, map your local CD-ROM drive so you can open offline content, and control Text Editing and Help options.

**Personalize My Places**

Upload a personal avatar and set which links appear on your My Places page.

**Set Privacy Options**

Select which fields of your personal information can be seen by others.

**You may edit/add your email and change your password**

**Change Password**

★ Indicates a required field.

**1. Change Password**

Complete this form to change the password.

★ Password

★ Verify Password

**2. Submit**

Cancel Submit

**Add Module**

**Tools**

- Announcements
- Calendar
- Tasks
- View Grades
- Personal Information

**My Classes**

Classes you are teaching:

- 1. MOST/BB V9 Site for Tutorials

**Announcements**

- MOST/BB V9 New Features

**My Announcements**

No Institution Announcements have been posted in the last 7 days.

- 1. MOST/BB V9 Site for Tutorials
- MOST/BB V9 New Features

[more...](#)

**Add Module**

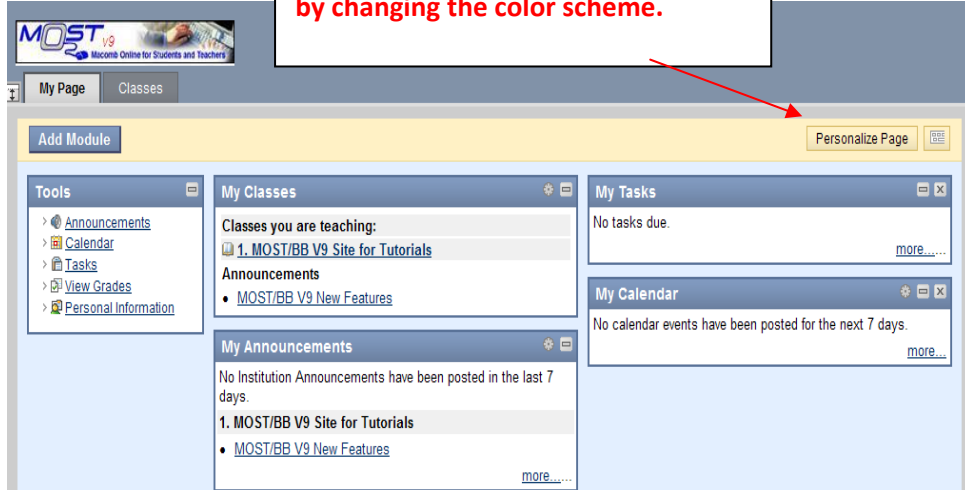
Cancel Submit

**1. Select Modules**

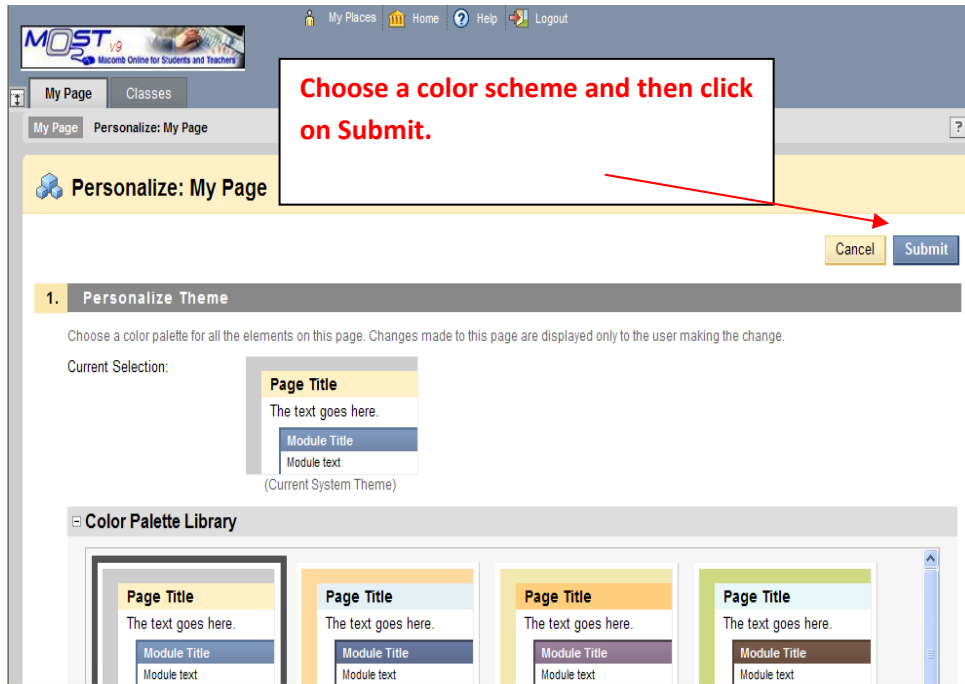
Select modules to appear on the page: My Page

- Alerts  
Displays notifications of past due and early warning items for all the classes relevant to the user.
- Class Catalog  
Displays the top-level categories of the Class Catalog and selected secondary categories.
- Classes: Quick View  
Displays classes in which the user is enrolled.
- My Announcements  
Displays announcements relevant to the user.
- My Calendar
- My Classes  
Displays classes in which the user is enrolled along with class announcements, calendar events, and tasks.
- My Tasks  
Displays tasks relevant to the user.
- Needs Attention  
Displays items in all the classes in which the user is enrolled that require attention.
- Report Card  
Displays the user's grades.
- To Do  
Displays the status (Past Due/Due) of relevant class work and tasks.

You can also personalize your page by changing the color scheme.



Choose a color scheme and then click on Submit.



Lastly you can reorder your Modules by either dragging and dropping them into their new location or by clicking on the reorder button and changing them in page or column order.

