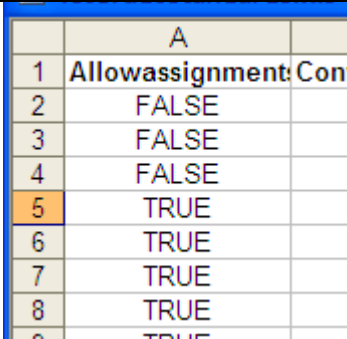

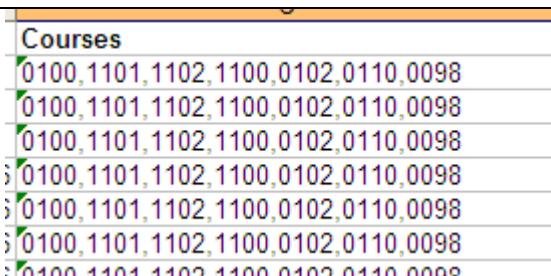


PowerSchool Standards Template

What to Put in Each Column

Column	Description
 <p>A screenshot of the 'Allowassignment' column in the PowerSchool Standards Template. The column is titled 'Allowassignment: Con'. It contains a list of items with a 'TRUE' or 'FALSE' value in the adjacent column. The items are numbered 1 through 8. Item 5 is highlighted in orange.</p>	<p>Allowassignment: Put TRUE opposite all entries that teachers will be using to grade.</p> <p>Put FALSE opposite all entries that are the title of the worksheet, headings or subheadings.</p>
 <p>A screenshot of the 'Conversionscale' column in the PowerSchool Standards Template. The column is titled 'Conversionscale'. It contains a list of items with a grade scale value in the adjacent column. The items are numbered 1 through 10. The grade scale values are 0, 0, 0, 0, 2016, 0, 2016, 0, 2016, 0, 2016, 0, 2016, 0, 2015, 0, 2015, 0.</p>	<p>Conversionscale: For all items marked TRUE in the previous column, put the code that represents the grade scale being used for that item.</p> <p>Several different grade scales can be set up in PowerSchool. This process is covered under the Conversion Scales section of your binder.</p>
 <p>A screenshot of the 'Courses' column in the PowerSchool Standards Template. The column is titled 'Courses'. It contains a list of items with course numbers in the adjacent column. The course numbers are 0100,1101,1102,1100,0102,0110,0098, repeated for each item.</p>	<p>Courses: Include the course numbers (separated by commas) of all the courses that will be using that standard.</p> <p>This list will be different for the items graded by the classroom teacher and those graded by enrichment teachers.</p>

<table><tr><th colspan="2">Description</th></tr><tr><td>First Grade Standards</td><td>Name of standard group</td></tr><tr><td>Language Arts</td><td>Heading</td></tr><tr><td>Reading</td><td>Subheading</td></tr><tr><td>Demonstrates phonemic awareness and phonics skills</td><td rowspan="7">Standards</td></tr><tr><td>Applies word-solving strategies</td></tr><tr><td>Reads grade level text</td></tr><tr><td>Reads fluently with expression</td></tr><tr><td>Comprehends a variety of texts</td></tr><tr><td>Demonstrates self-monitoring strategies</td></tr><tr><td>Demonstrates enthusiasm for reading</td></tr><tr><td>Language Arts Assessments</td><td>Subheading</td></tr><tr><td>DRA Level</td><td rowspan="7">Standards</td></tr><tr><td>Recognizes Dolch Words</td></tr><tr><td>Recognizes letters</td></tr><tr><td>Produces letter sounds</td></tr><tr><td>Blending</td></tr><tr><td>Segmenting</td></tr><tr><td>Rhyme Choice</td></tr></table>		Description		First Grade Standards	Name of standard group	Language Arts	Heading	Reading	Subheading	Demonstrates phonemic awareness and phonics skills	Standards	Applies word-solving strategies	Reads grade level text	Reads fluently with expression	Comprehends a variety of texts	Demonstrates self-monitoring strategies	Demonstrates enthusiasm for reading	Language Arts Assessments	Subheading	DRA Level	Standards	Recognizes Dolch Words	Recognizes letters	Produces letter sounds	Blending	Segmenting	Rhyme Choice	<p>Description: Include the name of the standard group, heading, subheading and standards.</p>
Description																												
First Grade Standards	Name of standard group																											
Language Arts	Heading																											
Reading	Subheading																											
Demonstrates phonemic awareness and phonics skills	Standards																											
Applies word-solving strategies																												
Reads grade level text																												
Reads fluently with expression																												
Comprehends a variety of texts																												
Demonstrates self-monitoring strategies																												
Demonstrates enthusiasm for reading																												
Language Arts Assessments	Subheading																											
DRA Level	Standards																											
Recognizes Dolch Words																												
Recognizes letters																												
Produces letter sounds																												
Blending																												
Segmenting																												
Rhyme Choice																												
<table><tr><th>Identifier</th><th>I</th></tr><tr><td>G1</td><td></td></tr><tr><td>G1.LA</td><td></td></tr><tr><td>G1.LA.R</td><td></td></tr><tr><td>G1.LA.R.1</td><td></td></tr><tr><td>G1.LA.R.2</td><td></td></tr><tr><td>G1.LA.R.3</td><td></td></tr><tr><td>G1.LA.R.4</td><td></td></tr><tr><td>G1.LA.R.5</td><td></td></tr><tr><td>G1.LA.R.6</td><td></td></tr><tr><td>G1.LA.R.7</td><td></td></tr><tr><td>G1.LA.A</td><td></td></tr><tr><td>G1.LA.A.1</td><td></td></tr></table>	Identifier	I	G1		G1.LA		G1.LA.R		G1.LA.R.1		G1.LA.R.2		G1.LA.R.3		G1.LA.R.4		G1.LA.R.5		G1.LA.R.6		G1.LA.R.7		G1.LA.A		G1.LA.A.1		<p>Identifier: Defines the hierarchy of the standards structure. You can use whatever naming conventions you would like, but the pattern needs to follow the pattern here:</p> <ul style="list-style-type: none">▪ G1 – name of standard group▪ G1.LA – heading▪ G1.LA.R – subheading▪ G1.LA.R.1 – first standard under subheading	
Identifier	I																											
G1																												
G1.LA																												
G1.LA.R																												
G1.LA.R.1																												
G1.LA.R.2																												
G1.LA.R.3																												
G1.LA.R.4																												
G1.LA.R.5																												
G1.LA.R.6																												
G1.LA.R.7																												
G1.LA.A																												
G1.LA.A.1																												
<table><tr><th>Includecomment</th></tr><tr><td>FALSE</td></tr><tr><td>FALSE</td></tr><tr><td>FALSE</td></tr><tr><td>FALSE</td></tr><tr><td>FALSE</td></tr><tr><td>FALSE</td></tr></table>	Includecomment	FALSE	FALSE	FALSE	FALSE	FALSE	FALSE	<p>Includecomment: Leave as false unless you want to include a narrative type comment.</p>																				
Includecomment																												
FALSE																												
FALSE																												
FALSE																												
FALSE																												
FALSE																												
FALSE																												

Level
1
2
3
4
4
4
4
4
4
4
3
4

Level:

- **1** – standard group – used just once
- **2** – major headings (language arts, math, social studies, etc)
- **3** – subheadings (reading, writing, etc)
- **4** – actual standards that teachers will be entering scores for.

Identifier	Includecomment	Level	Listparent
G1	FALSE	1	
G1.LA	FALSE	2	G1
G1.LA.R	FALSE	3	G1.LA
G1.LA.R.1	FALSE	4	G1.LA.R
G1.LA.R.2	FALSE	4	G1.LA.R
G1.LA.R.3	FALSE	4	G1.LA.R
G1.LA.R.4	FALSE	4	G1.LA.R
G1.LA.R.5	FALSE	4	G1.LA.R
G1.LA.R.6	FALSE	4	G1.LA.R
G1.LA.R.7	FALSE	4	G1.LA.R
G1.LA.A	FALSE	3	G1.LA

Listparent:

Based on identifier – almost the same, but with last period and letter(s) or number(s) removed.

It represents one level up from the identifier.

Name
Van Dyke Grade 1
G1.LA
G1.LA.R
G1.LA.R.1
G1.LA.R.2
G1.LA.R.3
G1.LA.R.4
G1.LA.R.5

Name:

This can be copied from the **Description** or **Identifier** column. It is the name/code for the standard that teachers will see when they enter the grades.

Level	Listparent	Name	Sortorder
1		Van Dyke Grade 1	1
2	G1	G1.LA	1
3	G1.LA	G1.LA.R	1
4	G1.LA.R	G1.LA.R.1	1
4	G1.LA.R	G1.LA.R.2	2
4	G1.LA.R	G1.LA.R.3	3
4	G1.LA.R	G1.LA.R.4	4
4	G1.LA.R	G1.LA.R.5	5
4	G1.LA.R	G1.LA.R.6	6
4	G1.LA.R	G1.LA.R.7	7
3	G1.LA	G1.LA.A	2

Sortorder:

Works together with **Level**.

- Mark the sort order of the 1 item at level 1 as 1.
- Mark the sort order of all items at level 2 as 1, 2, 3, etc.
- Mark the sort order of all items at level 3 as 1, 2, 3, etc.
- Mark the sort order of all items at level 4 as 1, 2, 3, etc.

<table><tr><td>Subjectarea</td><td>Type</td></tr><tr><td>1</td><td></td></tr><tr><td>1 Language Arts</td><td></td></tr><tr><td>1 Reading</td><td></td></tr><tr><td>1 Reading</td><td></td></tr><tr><td>2 Reading</td><td></td></tr><tr><td>3 Reading</td><td></td></tr><tr><td>4 Reading</td><td></td></tr><tr><td>5 Reading</td><td></td></tr><tr><td>6 Reading</td><td></td></tr><tr><td>7 Reading</td><td></td></tr><tr><td>2 Language Arts Assessments</td><td></td></tr><tr><td>1 Language Arts Assessments</td><td></td></tr></table>	Subjectarea	Type	1		1 Language Arts		1 Reading		1 Reading		2 Reading		3 Reading		4 Reading		5 Reading		6 Reading		7 Reading		2 Language Arts Assessments		1 Language Arts Assessments		<p>Subjectarea: Just what it says.</p>
Subjectarea	Type																										
1																											
1 Language Arts																											
1 Reading																											
1 Reading																											
2 Reading																											
3 Reading																											
4 Reading																											
5 Reading																											
6 Reading																											
7 Reading																											
2 Language Arts Assessments																											
1 Language Arts Assessments																											
<table><tr><td>Type</td></tr><tr><td>4</td></tr><tr><td>4</td></tr><tr><td>4</td></tr><tr><td>4</td></tr><tr><td>4</td></tr><tr><td>4</td></tr><tr><td>4</td></tr><tr><td>4</td></tr><tr><td>4</td></tr><tr><td>4</td></tr><tr><td>4</td></tr><tr><td>4</td></tr><tr><td>4</td></tr><tr><td>4</td></tr></table>	Type	4	4	4	4	4	4	4	4	4	4	4	4	4	4	<p>Type: Fill in with 4 (for school standard) all the way down.</p>											
Type																											
4																											
4																											
4																											
4																											
4																											
4																											
4																											
4																											
4																											
4																											
4																											
4																											
4																											
4																											