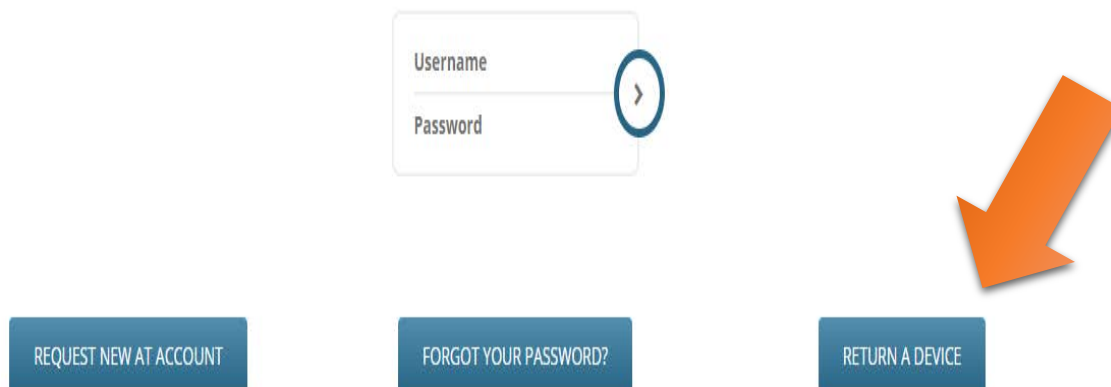


How to Return a Device

Step 1.)

To make a drop off appointment, go to the home page of the AT Lending Library, then click on “Return A Device.”



Step 2.)

Fill out the form and click submit.


[Home](#) > [AT-Follett](#) > Assistive Technology Dropoff

Assistive Technology Dropoff

Please fill out the following form to schedule a dropoff at the AT Lending Library.

Your name:*

Email:*

Day:* 

Time: *

* Required

Step 3.)

You will receive an email confirming your drop-off time.

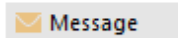


Tue 08/20/2019 7:31 AM


AT Lending Library <ATLibrary@misd.net>

New Dropoff

To Bridges, Nicole; AT Library



Message

 ical.ics (490 B)

Nicole Bridges (nbridges@misd.net) has scheduled a dropoff for 08/20/2019 at 8:00 AM