

This PowerPoint presentation will serve as an introduction to accessibility and the MISD Accessibility Procedure Document and Plan. It will be presented at the beginning of the classroom training session, followed by hands-on classroom training, review of resources, and an open lab.

# WEB ACCESSIBILITY @ MISD

Web Accessibility Team  
Macomb Intermediate School District



**Web accessibility refers to the inclusive practice of removing barriers that prevent access to websites by people with disabilities.**

# WHY

Why are we spending time with accessibility and changes to the site?



1 in 5

people in the  
United States self-  
identify as having  
a disability

# Web Accessible Sites Benefit People with



## Vision Impairments

- Screen reader
- Color blind



## Hearing Impairments

- Closed caption
- Transcript



## Mobility Impairments

- Keyboard use
- Alternate input



## Cognitive Impairments

- Easy to understand
- Intuitive navigation

# Web Accessibility @ MISD - Why Now?

- Assisting people with disabilities is an important priority at MISD
- All documents that meet the following criteria will need to be accessible starting in 2018:
  - *Electronic content or data*
  - *Communicates MISD official business*

# Web Accessibility Procedure Document & Web Plan

## Web Accessibility

### Background

MISD's web site provides important information to the students, parents, teachers, staff and administrators of the school districts across Macomb County. The site also services people in education and other fields across the State of Michigan and is visited by people across the United States and many other countries.

### RELATED CONTENT

[Web Accessibility Procedure Document](#)

[Web Accessibility Plan](#)

[Grievance Procedure](#)

- Documents defining accessibility plan at MISD

- Available at:

<http://www.misd.net/accessibility/Index.html>

# Web Accessibility Procedure Document

- Defines accessibility standards for MISD website
- Web Content Accessibility Guidelines (WCAG 2.0)
- Three levels of accessibility rating



## A Accessibility

A Accessible standards represent high priority requirements for accessibility.



## AA Accessibility

AA Accessibility is the general standard used for accessibility and the requirement at MISD.



## AAA Accessibility

AAA Accessibility is the highest standard for websites which is often challenging to achieve.



# Web Accessibility Plan

- Accessibility audit two times each year
  - *All pages on the site will be reviewed for accessibility*
- Annual training for web content owners/editors
- All new content added to site must meet accessibility standards

# WHAT

What needs to be changed to make our website accessible?


# Four Principles of Accessibility

- Perceivable
- Operable
- Understandable
- Robust

# Perceivable

We need to give alternative ways to perceive the information to accommodate users who cannot use one or more of their senses.

- *Alternative Text*
- *Closed Captions*
- *Transcripts*
- *Contrast*
- *Alternative to Color for Meaning*



# Operable

The interface elements and navigation must be able to be used.

- *Keyboard Accessible*
- *Slideshows can be Controlled*



# Understandable

Information and navigation are presented in a way that users can understand.


- *Text is Readable*
- *Pages are Predictable*
- *Help Users Avoid Errors*



# Robust

Information can be utilized by a wide variety of user software and devices. The content should remain accessible as technology evolves.

- *Assistive Technology*
- *Plugins*
- *Compatibility*



# Common Accessibility Issues



Use text alternatives with images



Add captions & transcripts for videos



Organize pages with headings



Avoid using color for meaning



Make sure there is sufficient contrast



Ensure sites can be zoomed



Keep your language simple



Create meaningful links




# The Website from a New Perspective

- Video of person with vision impairment using a screen reader

# HOW

How do we make the required changes to the site?



# Making the Accessibility Changes

- Most HTML accessibility features “built in” to the Macomb ISD’s Cascade Server template

- PDF documents need your help



- Videos require closed captioning and transcripts




# Training Resources for Accessibility

- Classroom training & training guide
  - *Create Accessible PDF Documents*
- Other training resources
  - *Lynda.com*
  - *Teach sheets*

# WHEN

When do these changes need to be made?



# When Are Required Changes Due?

- Begin making requested changes ASAP
- Use individualized reports outlining problems to review and correct
- Use training resources when needed
- Make required changes within the next 30 days

# What About Future Changes to Site?

- Make sure PDF documents added to site are accessible
- Follow guidelines to add closed captioning and transcripts to all videos
- Pay attention to accessibility checkers when submitting new or revised pages in Cascade Server
- Archive or remove content that is not accessible.



# WHO

Who do I call for help when I get stuck?



# Who Do I Call When I Get Stuck?

- **Contact the Help Desk:**  
[help@misd.net](mailto:help@misd.net)  
228-3399