

Introducing Michigan's NEW

Parent Dashboard

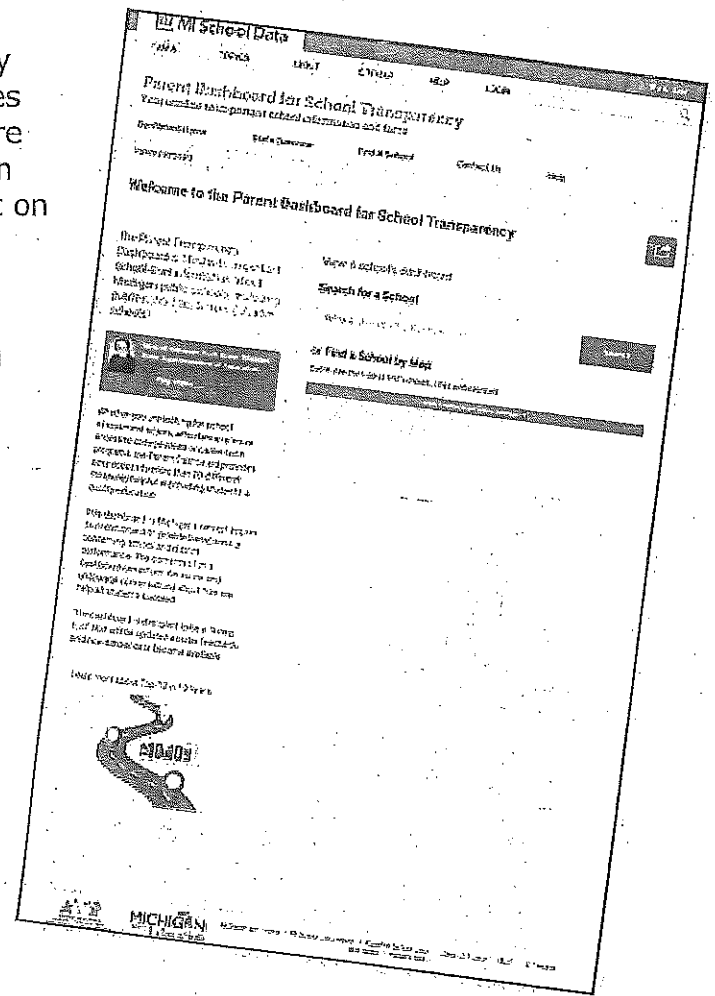
for School Transparency

Your Window to Important School Information and Facts

Michigan's Parent Dashboard provides easy access to meaningful school-level measures that parents and other stakeholders say are important when learning about a school. In fact, parents and educators provided input on the Parent Dashboard right from the start!

Sample of School-Level Data

- State testing
- Student/staff ratio
- Student support staff
- Student transfers
- Advanced coursework
- Postsecondary enrollment
- Attendance
- English learner progress
- Graduation rate
- Dropout rate
- And more...



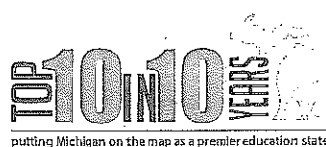
Accessing the Parent Dashboard is easy!

Step 1 VISIT www.MISchoolData.org/ParentDashboard

Step 2 Select the school you want to learn about (follow tips on screen)

Step 3 Look at that school's performance on the measures you care most about

On-screen tutorial videos and other tools are available to help you navigate the site and understand each report.



Introducing

New PARENT DASHBOARD for School Transparency

Michigan has adopted a new way to provide transparency about its public schools! The new online Parent Dashboard shows the performance of every public school in Michigan, including public school academies—also known as charter schools.

Families and others can use the dashboard to get a more complete picture of how their child's school is serving students. They also can use the Dashboard to compare a school's performance with the average performance of other similar Michigan schools.

State Board of Education members commissioned the Parent Dashboard because they believe that all Michigan residents deserve to easily discover how well public education is serving their children.

The new easy-to-use Parent Dashboard:

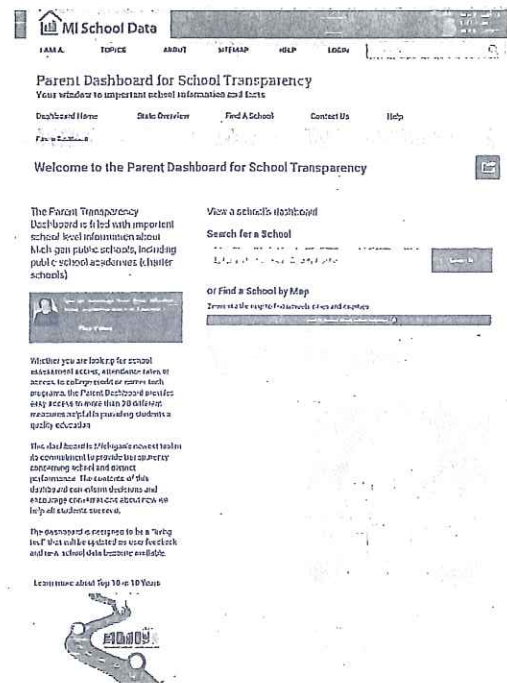
- was designed with parents to show school information they say is important, and enhanced by ongoing parent feedback
- provides one easy location where parents and caregivers can view **building-level** information and data
- can be accessed on any computer or mobile device
- offers a more balanced picture of school quality, since it contains information about more than just test scores

Information in the Parent Dashboard:

- includes nearly 20 different factors—or measures—that parents say are important to them
- comes from data that are already collected from schools
- can be viewed for a whole school, or viewers can dig deeper to see performance for certain groups of students
- can inform decisions and encourage richer conversations about school progress—with students, with other parents, with school leaders, and within communities

Check out the new Parent Dashboard for School Transparency at www.MISchoolData.org/ParentDashboard

Your ideas can make the Parent Dashboard even better! Send feedback to MDE-ParentDashboard@michigan.gov.



Michigan's New Parent Dashboard for School Transparency

Facts for School and Community Leaders

MISchoolData.org/ParentDashboard

Michigan has adopted a new way to provide transparency about its public schools and how well they are performing.

The brand new online "[Parent Dashboard](#)" shows the performance of every public school in Michigan, including public school academies—also known as charter schools.

Families and others can use the dashboard to compare a school's performance with the average performance of other similar Michigan schools.

The creation of an easy-to-use Parent Dashboard is rooted in the belief that *all* Michigan residents deserve to know how well public education is serving our state's children.

What's the Dashboard all about?

After the passage of the federal Every Student Succeeds Act (ESSA) in December 2015, states were given the opportunity to revise their accountability systems to improve their schools and ensure that students are prepared with all the learning and skills they need for their future.

In Michigan, literally thousands of stakeholders called for information that was easier to understand and that relied on more than just state test scores.

That's why in 2017, Michigan's State Board of Education called for a parent-friendly dashboard that can show a more complete picture of school performance.

While it's not part of Michigan's formal Accountability plan under ESSA, the Parent Dashboard complements other state and federal reporting to give parents and communities clear answers about measures that matter to them.

Who created the Parent Dashboard?

The Parent Dashboard was created by the Michigan Department of Education (MDE), in collaboration with the Center for Educational Performance and Information (CEPI), for parents and other caregivers who are interested in learning more about schools at the **building level**.

Parents and other people interested in education played a big role in the planning and design of the dashboard throughout the process. Parent feedback will continue to be gathered and used for future phases of the dashboard.

How can parents use the new Dashboard?

Developers wrote and designed the dashboard to meet two major needs described by parents:

- I want to improve the way my child learns and the ability of his or her school to serve our family.
- I want an easier way to research schools where my child is likely to attend.

Families and others also can use the dashboard to compare any school's performance with the average performance of other similar Michigan schools.

What is included in the Parent Dashboard?

- The Parent Dashboard is filled with important school-level information that parents and others are interested in knowing about their child's public schools.
- The new dashboard is a user-friendly tool that reports on nearly 20 different factors—or measures—that parents and other stakeholders have said are important to them when evaluating the quality of a school.

Phase 1 includes the following measures:

SCHOOL OVERVIEW DATA

- State assessment performance
- State assessment progress
- Graduation rate
- Advanced Coursework
(e.g. Advanced Placement, early middle college, International Baccalaureate (IB), dual enrollment, career/technical education postsecondary enrollment)
- On-track attendance
- English Learner progress
- Assessment participation

ADDITIONAL DATA

School

- Student/staff ratio
- Student support staff

Student

- Transfers in and out
- Expulsion rate
- Dropout rate
- Attendance rate
- Graduates proficient on the SAT
(coming Feb/March 2018)
- Postsecondary
 - Enrollment
 - Persistence
 - Completion

Phases 2 and 3 will include new measures (proposed):

- Access to fine arts, music, physical education and library media specialists
- Early learning access
- Before- and after-school programming
- Wraparound services
- Access to technology
- Services for students with disabilities
- Services for English learners
- Financial reporting
- Climate/culture surveys
- Extracurricular opportunities
- Presence of recess

Where does the information come from to populate the dashboard?

- Most information included in the dashboard comes from data that are already collected from schools.
- The Dashboard pulls data from existing state records.
- Future phases of the dashboard will contain some new data that Michigan has never before collected from schools. Workgroups have been convened to discuss ideas for how to best collect new information.

Why a dashboard?

- The Parent Dashboard resulted in part from stakeholder input during Michigan's planning for the federal Every Student Succeeds Act and is an essential component in Michigan's plan to become a Top 10 education state.
- The easy-to-use Parent Dashboard allows every parent and caregiver to view and understand school information.
- The information in the Dashboard can inform decisions and encourage richer conversations about school progress—with their kids, with other parents, with school leaders, and within their communities.
- Users say the dashboard is easier to understand and offers a more balanced picture of school quality than MDE's former school scorecard, which assigned each school one of five colors based on student performance.

Where does this tool fit within Michigan's overall accountability system?

- The Parent Dashboard is Michigan's newest tool in its commitment to provide transparency concerning school and district performance.
- The Parent Dashboard was designed specifically with the needs of parents in mind. Parent input and ideas for improvements played a big role during the development of this new tool.
- The Parent Dashboard complements other state accountability tools such as the School Report Card (required by Federal ESSA law) and financial data reporting (required by Michigan law).

Can I provide input or suggest improvements?

- Yes! The dashboard is designed to be a "living tool" that will be updated as new school data becomes available, including additional measures.
- Broad feedback will help shape the current and future versions of the dashboard so that it is helpful to parents in every community.
- The current version of the Dashboard represents Phase One of a three-phase process.
- The Michigan Department of Education's [Parent Dashboard information page](http://www.michigan.gov/MDE-ParentDashboard) (www.michigan.gov/MDE-ParentDashboard) offers more detail.
- Links within the dashboard allow users to provide input for future improvements or revisions. Users can also provide feedback by emailing MDE-ParentDashboard@michigan.gov.